



Club Health Assessment for District 19 I through November 2025

			Status	Membership						Reports				Finance	LCIF	
Club Number	Club Name	Charter Date	Times in Status Quo in Past 2 Years	Current Member Count **	YTD Members Added	YTD Members Dropped	YTD Net Growth% ***	Member Count 1 Year Ago	Dropped Members Avg.Length of Service	Months Since Membership Update	Current Officers Reported ****	Current President Repeated Term	VP Reported *****	Last Date Reported Service (mm/yyyy)	Account Balance	YTD Donations
Clubs more than two years old																
7740	100 MILE HOUSE	12/07/1955	Active	28	0	1	-3.45%	29	28	0	N	None		09/2025		\$178.87
39523	108 MILE RANCH	03/06/1981	Active	13	0	2	-13.33%	15	1	0	Y	2	R	11/2025		
41154	ARMSTRONG	04/08/1982	Active	21	1	0	5.00%	22		1	Y	3	N	11/2025		
Exc Award (06/30/2020)																
7730	ASHCROFT + DISTRICT	02/28/1951	Active	17	0	0	0.00%	15		3	Y	2	N	06/2025		
7731	BARRIERE	12/06/1967	Active	23	0	0	0.00%	27		6	Y		N	03/2024		
7808	BEAVER VALLEY L C	06/02/1971	Active	9	2	1	12.50%	8	8	2	Y	4	R	10/2025		
Exc Award (06/30/2023)																
7734	CHASE	11/20/1967	Active	9	0	1	-10.00%	11	51	0	Y	2		10/2025		
Exc Award (06/30/2021)																
7811	CRANBROOK	12/08/1947	Active	18	3	3	0.00%	18	7	1	N	2	N	11/2025		
Exc Award (06/30/2023)																
7812	CRESTON	10/24/1939	Active	25	3	3	0.00%	24	3	0	Y	2	N	11/2025		\$2,978.53
Exc Award (06/30/2023, 06/30/2024)																
7813	ELKFORD	01/04/1972	Active	20	0	1	-4.76%	26	2	3	Y		R	03/2025		
Exc Award (06/30/2023)																
7738	ENDERBY & DISTRICT	08/26/1947	Active	63	0	0	0.00%	65		0	Y	3	R	11/2025		
Exc Award (06/30/2023)																
62709	FAIRMONT	01/12/2000	Active	33	2	0	6.45%	27		1	Y	2	R	11/2025		\$715.46
Exc Award (06/30/2023)																
7814	FERNIE	06/18/1969	Active	26	0	0	0.00%	24		10	N			01/2025		
7815	GOLDEN DISTRICT	05/01/1956	Active	8	0	0	0.00%	9		9	Y	2		05/2025		
40604	KAMLOOPS ABERDEEN	12/28/1981	Active	21	0	3	-12.50%	22	22	1	Y	2	R	11/2025		
7733	KAMLOOPS BROCK CENTRAL L C	11/01/1971	Active	24	2	2	0.00%	24	15	3	Y	3	R	10/2025	90+ Days	
50900	KAMLOOPS PADDLEWHEELERS	08/30/1990	Active	26	2	0	8.33%	26		1	Y		N	11/2025		\$1,073.19
Exc Award (06/30/2024)																
33420	KELOWNA OKANAGAN MISSION	03/14/1977	Active	16	0	0	0.00%	15		3	Y		IP	11/2025		
36969	KOOTENAY LAKE LC	04/27/1979	Active	24	0	3	-11.11%	30	25	1	Y	3	R	11/2025		\$219.66
Exc Award (06/30/2023)																



Club Health Assessment for District 19 I through November 2025

			Status	Membership						Reports				Finance	LCIF	
Club Number	Club Name	Charter Date	Times in Status Quo in Past 2 Years	Current Member Count **	YTD Members Added	YTD Members Dropped	YTD Net Growth% ***	Member Count 1 Year Ago	Dropped Members Avg.Length of Service	Months Since Membership Update	Current Officers Reported ****	Current President Repeated Term	VP Reported *****	Last Date Reported Service (mm/yyyy)	Account Balance	YTD Donations
33828	KOOTENAY-SLOCAN L C	05/12/1977	Active(1)	5	0	0	0.00%	7		9	Y	5	R	03/2020	90+ Days	\$73.22
7768	LAKE COUNTRY WINFIELD	03/28/1968	Active	26	3	0	13.04%	26		1	Y			11/2025		
7818	LAKE WINDERMERE DISTRICT Exc Award (06/30/2023)	10/25/1951	Active	44	6	1	12.82%	42	7	0	Y	3	N	11/2025		
7745	LOGAN LAKE	06/14/1973	Active	22	0	2	-8.33%	26	5	2	Y		N	10/2025		
7746	LUMBY	09/05/1947	Active	23	3	0	15.00%	18		4	Y		N	11/2025	90+ Days	
7817	MARK CREEK Exc Award (06/30/2023)	09/25/1947	Active(1)	26	0	0	0.00%	30		5	Y	5	R	09/2023		
43610	MIDWAY GREENWOOD KETTLE RIVER	03/26/1984	Active(2)	23	0	0	0.00%	24		1	Y	3	R	09/2025		
7820	NELSON Exc Award (06/30/2020, 06/30/2023)	07/26/1945	Active	21	1	0	5.00%	21		0	Y		N	11/2025		
7750	NORTH KAMLOOPS Exc Award (06/30/2023)	12/30/1953	Active	17	0	0	0.00%	18		1	Y		N	11/2025		\$724.40
31919	NORTH SHUSWAP L C	03/18/1976	Active	18	0	1	-5.26%	18	0	0	Y		N	11/2025		
37785	O K FALLS	12/31/1979	Active	16	0	0	0.00%	15		4	Y	2		11/2025		
36694	OLIVER	03/05/1979	Active	13	0	1	-7.14%	12	1	0	Y		N	11/2025		
40605	PEACHLAND	12/28/1981	Active(1)	26	4	3	4.00%	22	4	1	Y	3	R	09/2025		\$14.36
7755	PENTICTON	08/10/1949	Active	22	0	1	-4.35%	22	0	3	Y		R	11/2025		
7757	PRINCE GEORGE SPRUCE CITY	11/02/1965	Active	12	0	0	0.00%	13		9	N	None	N	07/2025		
7759	QUESNEL	08/05/1949	Active	27	3	4	-3.57%	30	10	0	Y		R	11/2025		
31792	ROSSLAND GOLDEN CITY LIONS SOCIETY Exc Award (06/30/2023)	03/03/1976	Active	22	1	2	-4.35%	27	19	2	Y	3	R	08/2025		
7821	SALMO Exc Award (06/30/2023)	04/24/1963	Active	12	0	0	0.00%	10		5	Y	2	N	05/2024		\$73.22
7822	SAND CREEK	10/06/1958	Active	18	2	1	5.88%	17	2	0	Y		N	11/2025		\$215.00
7763	SORRENTO	03/07/1973	Active	17	0	3	-15.00%	24	5	0	N	4		07/2025		
7823	SPARWOOD Exc Award (06/30/2023)	12/10/1971	Active	20	0	1	-4.76%	24	1	1	Y		N	11/2025		
7764	VALEMOUNT	04/01/1970	Active	10	1	6	-33.33%	13	6	1	Y	2		11/2024		



Club Health Assessment for District 19 I through November 2025

						Membership					Reports				Finance		LCIF		
Club Number	Club Name	Charter Date	Status		Current Member Count **	YTD Members Added	YTD Members Dropped	YTD Net Growth***	Member Count 1 Year Ago	Dropped Members Avg.Length of Service	Months Since Membership Update	Current Officers Reported ****	Current President Repeated Term	VP Reported *****	Last Date Reported Service (mm/yyyy)	Account Balance	YTD Donations		
			Times in Status Quo in Past 2 Years																
7765	VERNON	11/06/1945	Active		33	2	4	-5.71%	35	4	1	Y	3	N	10/2025				
Exc Award (06/30/2023, 06/30/2024)																			
32679	WASA B C	08/17/1976	Active		21	0	1	-4.55%	19	2	2	Y	3	N	10/2025		\$36.61		
7766	WESTBANK	05/10/1967	Active		21	2	1	5.00%	15	1	1	Y	3	R	11/2025		\$359.03		
7767	WILLIAMS LAKE	10/20/1965	Active		17	0	2	-10.53%	18	9	2	Y		N	10/2025				
Current Total Clubs Count	YTD New Clubs Count	YTD Cancelled Clubs Count	YTD Net Club Gain	Current Total Members Count	YTD Add	YTD Drop	YTD Net Growth	YTD Net Growth %	Member Count 12 Months Ago	Average Member Count Per Club	% of Clubs with less than 20 members	% No Officer Report in 12 Months	% of Clubs with balance 90+ days	Number of Clubs in Status Quo	% Status Quo Clubs in Financial Suspension	Number of Cancelled Clubs	Average Cancelled Club Age	Members Lost Due to Cancellation	% of Clubs Cancelled for Non-Financial Reasons
45	0	0	0	956	43	54	-11	-1.14%	983	21	40%	0%	7%	0	0%	0	0	0	0%

* - P - Priority Club. Cancellation Reasons: 1-Objectives/conduct, 2-Non-active club, 5-Non-existing club, 6-Disbanding, 7-Merger, 8-Financial Suspension, 9-District/Multiple District Dues.

** Red denotes below 15 active members.

*** Red denotes 20% + loss.

**** Y - all 3 (President, Secretary, Treasurer) club officers reported, N - not all 3 reported.

***** Abbreviation: N-New, IP-Immediate Past, R-Repeat.




Club Health Assessment for District 19 L through November 2025

			Status	Membership					Reports				Finance	LCIF		
Club Number	Club Name	Charter Date	Times in Status Quo in Past 2 Years	Current Member Count **	YTD Members Added	YTD Members Dropped	YTD Net Growth% ***	Member Count 1 Year Ago	Dropped Members Avg.Length of Service	Months Since Membership Update	Current Officers Reported ****	Current President Repeated Term	VP Reported *****	Last Date Reported Service (mm/yyyy)	Account Balance	YTD Donations
Clubs more than two years old																
7967	ALBERNI VALLEY	07/13/1955	Active	16	0	0	0.00%	16		2	Y	3		11/2025		
	Exc Award (06/30/2018)															
30344	AMBLESIDE-TIDDLYCOVE	03/11/1975	Active	24	1	0	4.35%	20		0	Y	2	R	10/2025		
	Exc Award (06/30/2024)															
32069	BAYNES SOUND L C	04/20/1976	Active	13	1	1	0.00%	14	36	0	Y		N	12/2021		
38432	BLACK CREEK	05/01/1980	Active	18	0	0	0.00%	18		8	Y	17	R	07/2024		
7575	BURNABY HOST	12/01/1944	Active	8	0	0	0.00%	8		6	Y		R	11/2025		
47284	BURNABY LOUGHEED	04/30/1987	Active	24	0	1	-4.00%	24	7	3	Y	2	N	10/2024		
	Exc Award (06/30/2016)															
36562	CEDAR	02/12/1979	Active	12	1	1	0.00%	12	4	1	Y	5	R	04/2024		
7989	CENTRAL SAANICH	03/20/1969	Active	49	4	4	0.00%	52	8	0	Y		N	11/2025		
	Exc Award (06/30/2024, 06/30/2025)															
7970	COMOX VALLEY L C	11/07/1966	Active	23	1	2	-4.17%	18	5	0	Y		IP	11/2025		
55177	COMOX VALLEY MONARCH	12/20/1993	Cancelled(6*)	0	0	1	-100.00%	10	44	3	N	None		01/2025		
30230	COWICHAN LAKE	02/07/1975	Active	14	0	0	0.00%	15		6	Y	3	N	05/2025		
7971	DUNCAN	04/22/1958	Active	20	0	1	-4.76%	19	32	2	Y	2	R	11/2025		\$35.77
7972	ESQUIMALT	05/04/1951	Active	32	0	2	-5.88%	36	22	3	Y		N	09/2025		
	Exc Award (06/30/2022)															
30346	GABRIOLA ISLAND	03/11/1975	Active(1)	44	0	1	-2.22%	37	17	2	Y	3		11/2025		
	Exc Award (06/30/2021)															
7973	GALIANO ISLAND	12/07/1972	Active	22	0	1	-4.35%	20	2	3	Y		N	07/2022		
7577	GIBSONS	06/30/1972	Active	13	0	0	0.00%	13		12	Y	2	N	09/2024		
7974	GOLD RIVER	02/16/1967	Active	7	0	0	0.00%	5		5	Y	5		10/2025		
7578	GRANISLE	06/12/1968	Active	12	0	0	0.00%	12		14	N	None		06/2022		
7976	LADYSMITH	08/21/1941	Active	15	0	1	-6.25%	18	18	1	Y		N	06/2025		\$76.81
7583	LYNN VALLEY L C	10/27/1970	Active	32	0	3	-8.57%	35	5	2	Y	10	N	10/2024		
7978	MALAHAT L C	12/17/1969	Active	21	1	0	5.00%	19		2	Y	2	R	11/2025		
7979	MALCOLM ISLAND L C	11/21/1973	Active	20	0	0	0.00%	16		6	Y	16		04/2024		



Club Health Assessment for District 19 L through November 2025

			Status	Membership						Reports				Finance	LCIF	
Club Number	Club Name	Charter Date	Times in Status Quo in Past 2 Years	Current Member Count **	YTD Members Added	YTD Members Dropped	YTD Net Growth% ***	Member Count 1 Year Ago	Dropped Members Avg.Length of Service	Months Since Membership Update	Current Officers Reported ****	Current President Repeated Term	VP Reported *****	Last Date Reported Service (mm/yyyy)	Account Balance	YTD Donations
7980	MAYNE ISLAND	11/12/1971	Active	37	0	6	-13.95%	40	4	0	Y	2		05/2022		\$2,000.00
39139	MILL BAY	12/31/1980	Active	17	1	0	6.25%	15		0	Y	3	R	11/2025		
7585	MT SEYMOUR L C	02/01/1966	Active	18	0	0	0.00%	17		1	Y	11	R	10/2025		
7981	NANAIMO	12/10/1946	Active	21	0	0	0.00%	23		1	Y		N	11/2025		
Exc Award (06/30/2016, 06/30/2018)																
43862	NANAIMO HUB CITY	05/17/1984	Active	14	3	0	27.27%	12		3	Y	2	N	05/2023		
35161	NANOOSE BAY L C	03/29/1978	Active	14	0	0	0.00%	15		0	Y		N	09/2025		
Exc Award (06/30/2024)																
62326	NORTH VANCOUVER DEEP COVE	08/30/1999	Active	24	0	0	0.00%	24		1	Y	2	N	11/2025		
Exc Award (06/30/2016, 06/30/2018, 06/30/2019)																
7983	PARKSVILLE	11/18/1969	Active	12	0	0	0.00%	12		6	N		N	11/2025		
7590	PEMBERTON	12/12/1965	Active	26	0	0	0.00%	28		3	Y		N	11/2025		
Exc Award (06/30/2018, 06/30/2020)																
7984	PENDER ISLANDS	05/25/1973	Active	16	2	0	14.29%	13		0	Y	4	R	02/2024	\$357.73	
7985	PORT ALICE	09/01/1966	Active(2)	14	0	0	0.00%	14		1	Y	6	N	04/2024		
7986	PORT HARDY	08/17/1966	Active	15	3	0	25.00%	14		0	Y			04/2024		
7987	PORT MC NEILL	04/04/1967	Active	22	0	0	0.00%	22		6	Y	2	R	09/2024		
7594	PRINCE RUPERT	05/02/1963	Active	23	0	0	0.00%	24		2	Y		R	11/2025	\$246.83	
Exc Award (06/30/2018)																
42274	PROTECTION ISLAND	02/07/1983	Active	21	0	0	0.00%	27		5	Y	2	R	04/2022	90+ Days	
7988	QUALICUM BAY	02/04/1969	Active	26	0	4	-13.33%	28	17	2	Y	2	N	11/2025		
7990	SAANICH	11/10/1965	Active	4	0	0	0.00%	5		11	Y			12/2023		
7991	SALT SPRING ISLAND	08/14/1959	Active	34	0	1	-2.86%	36	0	2	Y		N	10/2025		
Exc Award (06/30/2018, 06/30/2022)																
28098	SATURNA	03/05/1974	Active	25	0	0	0.00%	29		7	Y	2		03/2024		
7993	SIDNEY	05/21/1964	Active	17	2	0	13.33%	11		0	Y	2	N	11/2025		
7598	SKIDEGATE INLET L C	03/19/1968	Active	9	1	0	12.50%	8		4	Y	13	R	12/2023		
7994	SOOKE	03/26/1965	Active	42	1	1	0.00%	38	1	0	Y		N	11/2025		
Exc Award (06/30/2018)																



Club Health Assessment for District 19 L through November 2025

			Status	Membership						Reports				Finance	LCIF			
Club Number	Club Name	Charter Date	Times in Status Quo in Past 2 Years	Current Member Count **	YTD Members Added	YTD Members Dropped	YTD Net Growth% ***	Member Count 1 Year Ago	Dropped Members Avg.Length of Service	Months Since Membership Update	Current Officers Reported ****	Current President Repeated Term	VP Reported *****	Last Date Reported Service (mm/yyyy)	Account Balance	YTD Donations		
141224	Sooke District Lioness	03/25/2020	Active	31	6	3	10.71%	27	2	0	Y	2	N	10/2025		\$73.22		
	Exc Award (06/30/2023, 06/30/2024)																	
77468	SOOKE HARBOURSIDE LIONS	09/15/2003	Active	46	3	7	-8.00%	52	5	0	Y		N	11/2025				
	Exc Award (06/30/2023, 06/30/2024)																	
7600	SQUAMISH	03/14/1957	Active	10	0	0	0.00%	9		7	Y	2	R	10/2025		\$715.46		
7602	SUNSHINE COAST	01/26/1964	Active	35	7	0	25.00%	25		0	Y		N	11/2025				
7995	TAHSIS	04/12/1968	Active	4	0	0	0.00%	4		19	Y	20		01/2022				
84727	VANCOUVER ARBUTUS	01/20/2005	Active	12	1	0	9.09%	12		1	Y	2	N	01/2024				
43140	VANCOUVER BROADWAY	11/28/1983	Active	11	0	0	0.00%	12		1	Y	3		09/2023		\$6,157.80		
	Exc Award (06/30/2019, 06/30/2020, 06/30/2021)																	
7607	VANCOUVER BURRARD	01/07/1938	Active(2)	12	2	0	20.00%	11		1	Y	5	R	10/2025				
	Exc Award (06/30/2016, 06/30/2019)																	
56034	VANCOUVER CAMBIE	08/09/1994	Active	23	2	0	9.52%	23		3	Y			10/2025	90+ Days			
	Exc Award (06/30/2019)																	
48647	VANCOUVER CATHAY	06/01/1988	Active	24	2	0	9.09%	23		1	Y		N	08/2024				
	Exc Award (06/30/2019, 06/30/2022, 06/30/2023)																	
84873	VANCOUVER CATHAY NEW CENTURY	02/22/2005	Active	13	1	0	8.33%	13		3	Y		R	10/2025	90+ Days			
7609	VANCOUVER CHINATOWN	12/03/1953	Active	37	1	0	2.78%	37		3	Y		N	11/2025				
	Exc Award (06/30/2017, 06/30/2018)																	
98693	VANCOUVER DIAMOND	03/02/2007	Active	105	9	0	9.38%	88		0	Y		R	06/2025				\$2,734.55
	Exc Award (06/30/2017, 06/30/2018, 06/30/2019, 06/30/2020, 06/30/2023)																	
7610	VANCOUVER EAST	12/06/1943	Active	11	0	2	-15.38%	13	9	1	N	None	N	11/2025		\$600.00		
	Exc Award (06/30/2023, 06/30/2024)																	
138239	Vancouver Fraser	06/05/2019	Active	22	0	2	-8.33%	26	3	1	Y		N	03/2024		\$50.00		
	Exc Award (06/30/2020, 06/30/2021, 06/30/2023)																	
140267	Vancouver Gateway	11/21/2019	Active(1)	15	15	0	100.00%	16		0	Y			10/2025				
103804	VANCOUVER GRANVILLE	10/16/2008	Active	31	2	2	0.00%	32	15	0	Y		R	07/2024				
	Exc Award (06/30/2018, 06/30/2019, 06/30/2023, 06/30/2024)																	




Club Health Assessment for District 19 L through November 2025

			Status	Membership					Reports					Finance	LCIF	
Club Number	Club Name	Charter Date	Times in Status Quo in Past 2 Years	Current Member Count **	YTD Members Added	YTD Members Dropped	YTD Net Growth% ***	Member Count 1 Year Ago	Dropped Members Avg.Length of Service	Months Since Membership Update	Current Officers Reported ****	Current President Repeated Term	VP Reported *****	Last Date Reported Service (mm/yyyy)	Account Balance	YTD Donations
153511	Vancouver Imperial	01/31/2023	Active	27	0	0	0.00%	27		8	Y	4	R	06/2024		\$1,436.11
120769	Vancouver Legacy	11/20/2013	Active	22	1	0	4.76%	38		1	Y			08/2024		
7613	VANCOUVER MARPOLE-GRANDVIEW	06/15/1951	Active	9	0	0	0.00%	9		14	N	None		07/2023		\$8,226.71
62287	VANCOUVER METROPOLITAN	08/09/1999	Active	32	2	2	0.00%	39	10	1	Y		R	10/2025		
124737	Vancouver Midas	04/27/2015	Active(2)	22	0	0	0.00%	28		2	Y		N	08/2024		
156294	Vancouver Milestone	10/03/2023	Active	10	2	0	25.00%	10		1	Y		R	10/2025		
126277	Vancouver Northern Star	11/25/2015	Active	13	0	0	0.00%	13		9	Y		N	08/2025		
51606	VANCOUVER PACIFIC	05/09/1991	Active	27	0	0	0.00%	27		2	Y		N	11/2025		
142353	Vancouver Pioneer	08/04/2020	Active	15	3	0	25.00%	21		4	Y			09/2021	90+ Days	\$286.18
142437	Vancouver Point Grey	07/30/2020	Active	20	5	1	25.00%	15	0	0	Y	3	R	10/2025		
130884	Vancouver Queen Elizabeth	05/31/2017	Active(1)	5	5	0	100.00%	5		0	Y	9		07/2017	90+ Days	
156292	Vancouver Regency	10/03/2023	Active(2)	23	0	0	0.00%	23		6	Y	3	N	06/2024		
40417	VANCOUVER RENFREW	10/16/1981	Active	5	0	0	0.00%	7		9	Y	14		07/2020		
48648	VANCOUVER SHAUGHNESSY	06/01/1988	Active	30	1	0	3.45%	29		4	Y		R	11/2025		
7617	VANCOUVER SOUTH	11/27/1944	Active	21	0	0	0.00%	22		5	Y		N	06/2025		
124749	Vancouver Sunshine	04/28/2015	Active(1)	15	0	0	0.00%	17		5	Y			11/2023		
68832	VANCOUVER TEMPLETON NEW CENTURY	05/27/2003	Active	16	1	0	6.67%	16		2	Y		R	10/2023		



Club Health Assessment for District 19 L through November 2025

			Status	Membership					Reports					Finance	LCIF	
Club Number	Club Name	Charter Date	Times in Status Quo in Past 2 Years	Current Member Count **	YTD Members Added	YTD Members Dropped	YTD Net Growth% ***	Member Count 1 Year Ago	Dropped Members Avg.Length of Service	Months Since Membership Update	Current Officers Reported ****	Current President Repeated Term	VP Reported *****	Last Date Reported Service (mm/yyyy)	Account Balance	YTD Donations
100016	VANCOUVER YALETOWN	08/10/2007	Active	39	0	0	0.00%	39		5	Y		N	11/2023		
7999	VICTORIA	03/10/1969	Active	22	2	0	10.00%	23		0	Y	2	N	11/2025		
	Exc Award (06/30/2022)															
8000	VICTORIA CHINATOWN	03/14/1956	Active	9	0	0	0.00%	9		6	Y	18	R	11/2025		
141536	Victoria Chinatown Lioness	06/22/2020	Active	24	0	0	0.00%	25		3	Y	7	R	09/2025		
7977	WEST SHORE	11/10/1953	Active	17	3	1	13.33%	11	23	1	Y			11/2025		\$359.03
	Exc Award (06/30/2025)															
35162	WILLOW POINT L C	03/29/1978	Active(1)	17	0	2	-10.53%	19	8	0	Y	2	N	11/2025		\$72.44

Clubs Cancelled Previous Fiscal Year – Clubs Cancelled within last 12 months may be reinstated

Club Number	Club Name	Charter Date	Current Status*	Cancellation Date
172669	Masset Haida	06/26/2024	Cancelled(8*)	06/29/2025
117511	VANCOUVER DIAMOND CAMPUS	08/02/2012	Cancelled(8*)	06/29/2025
102284	VANCOUVER EVERGREEN	06/02/2008	Cancelled(8*)	12/30/2024
172672	Vancouver Unity	06/26/2024	Cancelled(8*)	12/30/2024

Current Total Clubs Count	YTD New Clubs Count	YTD Cancelled Clubs Count	YTD Net Club Gain	Current Total Members Count	YTD Add	YTD Drop	YTD Net Growth	YTD Net Growth %	Member Count 12 Months Ago	Average Member Count Per Club	% of Clubs with less than 20 members	% No Officer Report in 12 Months	% of Clubs with balance 90+ days	Number of Clubs in Status Quo	% Status Quo Clubs in Financial Suspension	Number of Cancelled Clubs	Average Cancelled Club Age	Members Lost Due to Cancellation	% of Clubs Cancelled for Non-Financial Reasons
83	0	1	-1	1,772	98	53	45	2.61%	1,787	21	48%	2%	6%	0	0%	1	63	1	-300%

* - P - Priority Club. Cancellation Reasons: 1-Objectives/conduct, 2-Non-active club, 5-Non-existing club, 6-Disbanding, 7-Merger, 8-Financial Suspension, 9-District/Multiple District Dues.

** Red denotes below 15 active members.

*** Red denotes 20% + loss.

**** Y - all 3 (President, Secretary, Treasurer) club officers reported, N - not all 3 reported.

***** Abbreviation: N-New, IP-Immediate Past, R-Repeat.




Club Health Assessment for District 19 O through November 2025

INTERNATIONAL

			Status	Membership					Reports					Finance		LCIF
Club Number	Club Name	Charter Date	Times in Status Quo in Past 2 Years	Current Member Count **	YTD Members Added	YTD Members Dropped	YTD Net Growth% ***	Member Count 1 Year Ago	Dropped Members Avg.Length of Service	Months Since Membership Update	Current Officers Reported ****	Current President Repeated Term	VP Reported *****	Last Date Reported Service (mm/yyyy)	Account Balance	YTD Donations
Clubs more than two years old																
7938	ABBOTSFORD	03/16/1944	Active	11	0	0	0.00%	8		2	Y	4		11/2025		
7939	AGASSIZ HARRISON	12/10/1963	Active(1)	23	0	2	-8.00%	25	6	3	N	None	R	11/2025		
	Exc Award (06/30/2023)															
7940	ALDERGROVE	01/18/1971	Active	17	0	0	0.00%	17		7	Y		R	10/2025		\$72.44
7943	CHILLIWACK	02/19/1947	Active	14	1	0	7.69%	8		1	Y	2	N	02/2024		\$86.12
55892	CHILLIWACK DOGWOOD MONARCH	06/24/1994	Active	32	0	0	0.00%	28		3	Y	3	R	11/2025		
	Exc Award (06/30/2024)															
34167	CHILLIWACK MOUNT CHEAM	06/30/1977	Active	35	1	2	-2.78%	32	1	0	Y	2	N	11/2025		\$533.04
	Exc Award (06/30/2022, 06/30/2024)															
48811	CHILLIWACK STELLERS JAY	07/29/1988	Active	13	0	0	0.00%	13		7	Y	8	R	10/2025		
	Exc Award (06/30/2023)															
150127	Coquitlam River	03/22/2022	Active	17	0	0	0.00%	19		4	Y		N	10/2025		\$159.05
7945	FORT LANGLEY	12/23/1971	Active	37	4	0	12.12%	35		2	Y		N	11/2025		\$549.14
	Exc Award (06/30/2023)															
7947	HOPE	09/09/1943	Active	31	0	0	0.00%	32		5	Y	5		04/2024		\$658.97
	Exc Award (06/30/2018)															
7949	LANGLEY	05/15/1944	Active	28	1	3	-6.67%	29	8	1	Y		N	10/2025		\$2,246.39
7952	MAPLE RIDGE	04/03/1944	Active	23	4	1	15.00%	21	1	1	Y		N	11/2025		
7957	NORTH DELTA L C	10/23/1967	Active	27	0	3	-10.00%	33	21	0	N	2		11/2025		
7965	NORTH SURREY	11/09/1957	Active	14	2	1	7.69%	18	0	0	Y		N	11/2025		\$1,073.19
	Exc Award (06/30/2023)															
7958	PITT MEADOWS	04/05/1951	Active	15	0	0	0.00%	18		4	Y		N	06/2025		
7959	PORT COQUITLAM	11/04/1949	Active	19	0	0	0.00%	21		4	Y		N	10/2025	90+ Days	
56042	RICHMOND CHINATOWN	08/15/1994	Active(1)	36	3	3	0.00%	36	1	4	Y	2	N	11/2025	90+ Days	
	Exc Award (06/30/2025)															
121261	Richmond Lahoo	01/28/2014	Active	50	8	7	2.04%	60	4	1	Y		N	11/2025		\$724.82
55726	RICHMOND MANDARIN	05/24/1994	Active	13	0	0	0.00%	15		8	N	None		08/2015		
38138	SASQUATCH	03/06/1980	Active	30	3	0	11.11%	31		0	Y		N	11/2025		\$1,507.78
126223	Surrey Central	11/23/2015	Active	40	5	2	8.11%	40	11	1	Y		N	11/2025		\$956.56



Club Health Assessment for District 19 O through November 2025



						Status		Membership					Reports				Finance		LCIF
Club Number	Club Name	Charter Date				Times in Status Quo in Past 2 Years	Current Member Count **	YTD Members Added	YTD Members Dropped	YTD Net Growth% ***	Member Count 1 Year Ago	Dropped Members Avg.Length of Service	Months Since Membership Update	Current Officers Reported ****	Current President Repeated Term	VP Reported *****	Last Date Reported Service (mm/yyyy)	Account Balance	YTD Donations
Exc Award (06/30/2021, 06/30/2022, 06/30/2023)																			
7941	TSAWWASSEN-BOUNDARY BAY	05/06/1968				Active	32	1	3	-5.88%	37	11	0	Y	3	R	04/2024		
Current Total Clubs Count	YTD New Clubs Count	YTD Cancelled Clubs Count	YTD Net Club Gain	Current Total Members Count	YTD Add	YTD Drop	YTD Net Growth %	Member Count 12 Months Ago	Average Member Count Per Club	% of Clubs with less than 20 members	% No Officer Report in 12 Months	% of Clubs with balance 90+ days	Number of Clubs in Status Quo	% Status Quo Clubs in Financial Suspension	Number of Cancelled Clubs	Average Cancelled Club Age	Members Lost Due to Cancellation	% of Clubs Cancelled for Non-Financial Reasons	
22	0	0	0	557	33	27	6	1.09%	576	25	41%	5%	9%	0	0%	0	0	0	

* - P - Priority Club. Cancellation Reasons: 1-Objectives/conduct, 2-Non-active club, 5-Non-existing club, 6-Disbanding, 7-Merger, 8-Financial Suspension, 9-District/Multiple District Dues.

** Red denotes below 15 active members.

*** Red denotes 20% + loss.

**** Y - all 3 (President, Secretary, Treasurer) club officers reported, N - not all 3 reported.

***** Abbreviation: N-New, IP-Immediate Past, R-Repeat.



Club Health Assessment for District 49 B through November 2025

			Status			Membership					Reports					Finance		LCIF
Club Number	Club Name	Charter Date	Times in Status Quo in Past 2 Years	Current Member Count **	YTD Members Added	YTD Members Dropped	YTD Net Growth***	Member Count 1 Year Ago	Dropped Members Avg.Length of Service	Months Since Membership Update	Current Officers Reported ****	Current President Repeated Term	VP Reported *****	Last Date Reported Service (mm/yyyy)	Account Balance	YTD Donations		
Clubs more than two years old																		
14301	LAKE LABERGE L C	03/27/1969	Status Quo(1)	9	0	0	0.00%	9		47	Y	5		05/2019	90+ Days			
14304	ST ELIAS	03/14/1964	Active	21	0	0	0.00%	22		8	Y	5	R	12/2020				
14306	WHITEHORSE	04/22/1951	Active	20	0	0	0.00%	16		9	N	5	R	12/2023				
54839	WHITEHORSE FIREWEED	08/31/1993	Active(1)	6	0	0	0.00%	5		7	Y	3		12/2023				
36717	WHITEHORSE GREY MOUNTAIN	03/19/1979	Active	13	0	0	0.00%	16		5	Y	5	R	10/2025				
Current Total Clubs Count	YTD New Clubs Count	YTD Cancelled Clubs Count	YTD Net Club Gain	Current Total Members Count	YTD Add	YTD Drop	YTD Net Growth %	Member Count 12 Months Ago	Average Member Count Per Club	% of Clubs with less than 20 members	% No Officer Report in 12 Months	% of Clubs with balance 90+ days	Number of Clubs in Status Quo	% Status Quo Clubs in Financial Suspension	Number of Cancelled Clubs	Average Cancelled Club Age	Members Lost Due to Cancellation	% of Clubs Cancelled for Non-Financial Reasons
5	0	0	0	69	0	0	0.00%	68	14	60%	0%	20%	1	100%	0	0	0	0%

* - P - Priority Club. Cancellation Reasons: 1-Objectives/conduct, 2-Non-active club, 5-Non-existing club, 6-Disbanding, 7-Merger, 8-Financial Suspension, 9-District/Multiple District Dues.

** Red denotes below 15 active members.

*** Red denotes 20% + loss.

**** Y - all 3 (President, Secretary, Treasurer) club officers reported, N - not all 3 reported.

***** Abbreviation: N-New, IP-Immediate Past, R-Repeat.